

On Solving the Inverse Conductivity Problem for Annular Networks

Ernie Esser
University of Washington

August 2000

Abstract

This paper discusses the inverse conductivity problem for annular networks, those networks that are defined inside an annulus. In particular, we examine networks formed by intersecting lines with concentric circles. A simple recovery algorithm that calculates the conductances, γ , directly from the response matrix, Λ , has been produced for the network with twice as many rays as circles. This network appears to be the cutoff point for recoverable annular networks. Conductivities from graphs with fewer rays were not necessarily recoverable from the response matrix. A detailed analysis is given for the network with three rays intersecting two circles. It can be shown that this is a non-recoverable network and numerical evidence suggests that the map $\gamma \rightarrow \Lambda$ is in fact infinite to one. Several methods are given for finding relations in the response matrix, and a characterization of this network's response matrix is also suggested. Finally there is a brief discussion on how methods for analyzing these annular networks might prove useful for analyzing other planar, non-circular planar graphs.

Contents

1	Introduction	3
2	Generally Recoverable Annular Networks	5
2.1	Current Patterns for the Network with Twice as Many Rays as Circles	5
2.2	Existence and Uniqueness of Unknown Boundary Potentials . . .	6
2.3	Recoverability Algorithm	7
3	Annular Network with Three Rays and Two Circles	9
3.1	Recovering Conductances When One Boundary Conductor is Known	9
3.2	Non-Recoverability of $G(3,2)$	10
4	The Response Matrix for $G(3,2)$	13
4.1	Sign Conditions and Legal Perturbations	13
4.2	Existence of a Relation	14
4.3	Finding the Relations	15
5	Methods that can be Generalized	18
A	Example Network whose $\gamma \rightarrow \Lambda$ Map is Two to One	20
A.1	Summary	20
A.2	Description of the Network and Determinantal Relations	20
A.3	Solving for γ in terms of the Λ Entries	21
A.4	Examples	26
A.5	The Rank of the Differential (added 2005)	27
B	MATLAB Programs:	31

1 Introduction

¹ The purpose of this research is to find methods for analyzing the inverse conductivity problem for annular networks with circular symmetry and to see if these methods can be generalized. Since the shape of the graph is determined by the number of rays and circles, specific annular graphs will be referred to as $G(\text{rays}, \text{circles})$.

The forward problem is to produce the response matrix from known conductors. For a network with n nodes, the Kirchhoff matrix K is an $n \times n$ symmetric matrix formed by taking for $i \neq j$

$$K(i, j) = \left\{ \begin{array}{ll} -\gamma(i, j) & \text{if there is an edge from } i \text{ to } j \\ 0 & \text{if no such edge exists} \end{array} \right\}$$

Then the diagonal entries are chosen such that each row sums to zero. K operates on the vector of potentials u to give a vector of currents ϕ coming out of each node. ($Ku = \phi$) Naturally the current out of interior nodes is set to zero to agree with Kirchhoff's Law. It's useful to write the Kirchhoff matrix in the following block form:

$$K = \begin{bmatrix} A & B \\ B^T & C \end{bmatrix}$$

If all interior nodes are numbered such that they appear in the C block and all boundary nodes are in the A block, then the response matrix is just the Schur Complement of K in C .

$$\Lambda = A - BC^{-1}B^T$$

It is shown in [1] that C is invertible because K is positive semi-definite. Λ acts on the vector of boundary potentials to give the vector of boundary currents. This is the Dirichlet to Neumann map.

The inverse problem is to see if K , which contains all the information about the network, can be recovered from Λ and the shape of the graph. One of the most useful tools for doing this is the averaging property for γ -harmonic networks, which follows directly from Kirchhoff's Law. (A γ -harmonic function in this discrete case is one that satisfies Kirchhoff's Law at each interior node.) If p is any interior node and q is a neighboring node, then

$$u(p) = \frac{\sum_{q \in N(p)} \gamma(p, q)u(q)}{\sum_{q \in N(p)} \gamma(p, q)} \quad (1)$$

This formula is used extensively both in creating current patterns in a network and in showing that imposed boundary conditions are legal. It is used repeatedly, for example, in the recovery algorithm for all networks of the form $G(2n, n)$ that appears in the next section.

¹Background information for forward and inverse problems is taken from [1].

The other main tool is the formula which relates connections in the graph to sub-determinants of the response matrix. If $P = (p_1, \dots, p_k)$ and $Q = (q_1, \dots, q_k)$ are two sets of disjoint boundary nodes, a k -connection from P to Q is the set of all disjoint paths $\alpha = (\alpha_1, \dots, \alpha_k)$ through the graph where each element in P is connected to a different element in Q . For every $1 \leq i \leq k$, α_i is the path from P_i to $Q_{\tau(i)}$ where τ is a permutation of Q in the permutation group S_k . Then for each k -connection in the set of connections from P to Q : τ_α is the permutation of the nodes (q_1, \dots, q_k) that matches the endpoints of the paths $(\alpha_1, \dots, \alpha_k)$; E_α is the set of edges in α ; J_α is the set of interior nodes which are not endpoints of any edge in α ; I is the set of all interior nodes; and $D_\alpha = \det K(J_\alpha; J_\alpha)$. Then

$$\det \Lambda(P; Q) \cdot \det K(I; I) = (-1)^k \sum_{\tau \in S_k} \operatorname{sgn}(\tau) \left\{ \sum_{\substack{\alpha \\ \tau_\alpha = \tau}} \prod_{e \in E_\alpha} \gamma(e) \cdot D_\alpha \right\} \quad (2)$$

The network $G(3, 2)$, discussed in sections 2 and 3, is interesting because in many ways it behaves similarly to a graph that has two edges in series but is not $Y - \Delta$ equivalent to any such graph. $G(3, 2)$ is an unrecoverable network despite the fact that there are as many edges in the network as parameters in Λ , which is 15. In fact strong numerical evidence suggests that although $\Lambda \subseteq \mathfrak{R}^{15}$, Λ is actually 14 dimensional. This is consistent with the discovery of a determinantal relation among the 15 parameters in Λ that along with some sign conditions may characterize this response matrix.

Section 4 examines ways in which some of the methods used might be generalized and also includes some conjectures about annular networks not discussed in detail. Included in Appendix A is some of the MATLAB code used to produce the numerical results.

2 Generally Recoverable Annular Networks

2.1 Current Patterns for the Network with Twice as Many Rays as Circles

All $G(n, n/2)$ networks are completely recoverable. ($n = 4, 6, 8, \dots$) The current patterns used in the recoverability algorithm are identical for any size of these networks. Figure 1 shows the numbering of the nodes as well as the conditions that are imposed on the boundary to produce the general current patterns. Although $n = 6$ in that example, the numbering is left in terms of n to show the general numbering system. Parenthesis signify current conditions. A potential of zero and a current of zero are both imposed at boundary nodes one through n . Potentials of zero and then one are imposed at nodes $4 + n$ and $5 + n$ respectively. In the most general case those nodes would be labeled $1 + 3n/2$ and $2 + 3n/2$. When Kirchoff's Law is forced to be true at all interior nodes,

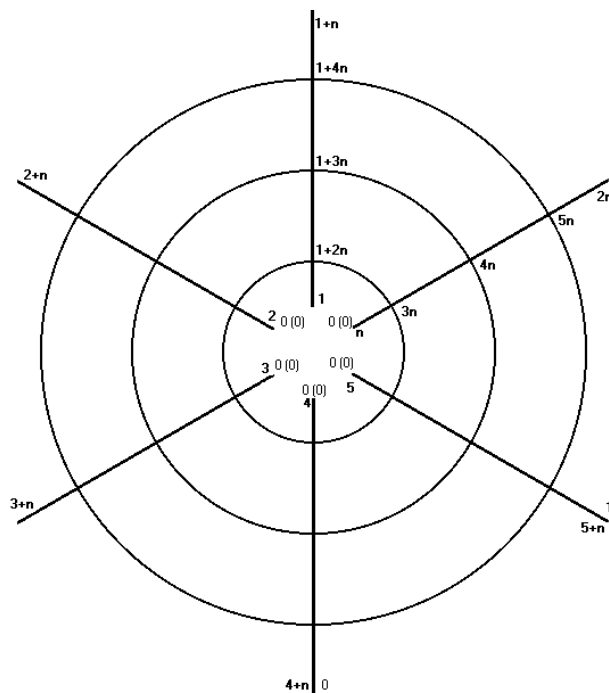


Figure 1: $G(6,3)$

the zero potentials propagate through the network as shown in figure 2. Most of the zeros follow directly from the averaging property. The zero potentials at nodes relabeled p_1 through p_5 follow in a slightly less direct manner.

Lemma 2.1 *Given the initial boundary conditions of figure 1, the voltage po-*

potentials at nodes labeled (p_1, \dots, p_5) in figure 2 must be identically zero.

Proof: By equation 1, if u_1 is the voltage at p_1 , $u_1 u_2 \leq 0$. Otherwise zero could not be the average of the surrounding potentials weighted against all positive conductors. Similarly $u_2 u_3 \leq 0$, $u_3 u_4 \leq 0$, $u_4 u_5 \leq 0$ and $u_1 u_5 \leq 0$. But $0 \leq u_1 u_2 u_2 u_3 u_3 u_4 u_4 u_5 u_1 u_5 \leq 0$ because it is both a product of squares and a product of 5 non-positive numbers. Therefore $(u_1, \dots, u_5) = 0$. \square

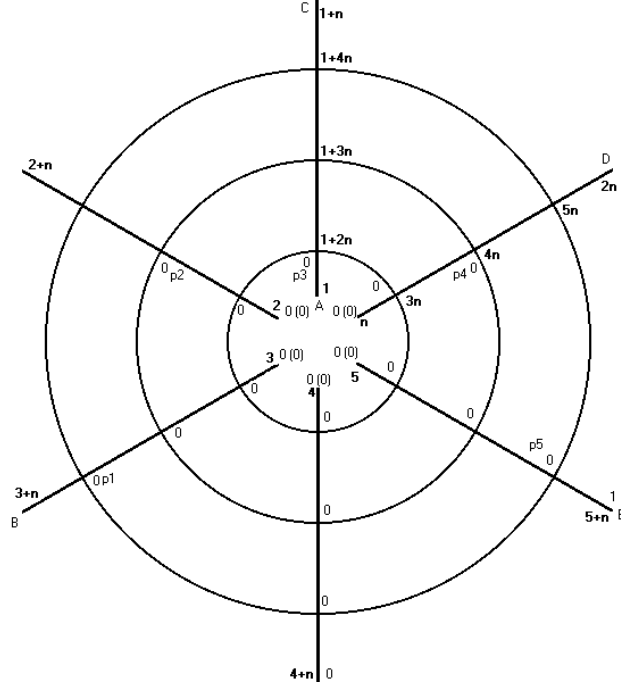


Figure 2: All zero potentials for $G(n, n/2)$

2.2 Existence and Uniqueness of Unknown Boundary Potentials

The unknown boundary potentials of figure 2 are labeled A,B,C,D and E. They need to exist for the imposed boundary conditions to be legal and they should be unique if this current pattern is to be useful in recovering the conductances.

Theorem 2.1 *If the boundary conditions described in figure 1 are imposed on any size annular network $G(n, n/2)$, then all the unknown boundary potentials exist and are uniquely determined.*

Proof:

1. One proof of this fact is by way of the averaging property (equation 1).

By applying this equation at $p_{2+n/2+(n/2+1)n}$, the potential on the same circle but one ray counterclockwise is determined by the surrounding conductivities. (The specific number of that node depends on the size of the network.) From $p_{2+n/2+(n/2+1)n}$, move in one circle and counterclockwise one ray. Applying the averaging property at this new node will again determine another node in terms of its surrounding conductivities. Continuing in this fashion will eventually determine u_1 . (The numbering is now the numbering of the nodes in figure 1.) At this point, (u_1, \dots, u_n) and $(u_{1+2n}, \dots, u_{4n})$ will all be determined. Now with the potentials on the inside two circles determined, there is only one way to determine the rest of the potentials. Applying the averaging property at any node p on the outermost circle to be completely determined will yield the potential on the same ray as p but one circle outward. Proceeding in this fashion will determine the potentials at all the nodes. Thus the imposed boundary conditions are legal because it's possible to satisfy Kirchhoff's Law at each interior node. All unknown potentials are also uniquely determined because there is only one way to express them in terms of the conductances.

2. Another interesting proof of the same fact goes by way of equation 2. Let Q be the boundary nodes at which the potential is unknown and P be the boundary nodes for which known currents are imposed. The boundary potentials can be found in the following way:

$$U(Q) = \Lambda(P; Q)^{-1} \cdot -\Lambda(P; p_{2+3n/2})$$

It only needs to be shown that $\Lambda(P; Q)$ is non-singular. By equation 2, $\det \Lambda(P; Q) \neq 0$ if for all $\tau \in S_k$ $sgn(\tau)$ remains the same. For $G(n, n/2)$, there are only two connections from P to Q . The path α_1 that starts at P_1 must terminate at either p_2 or p_n , which correspond to the two possible permutations of Q_1 . With n rays, there will always be $n - 1$ unknown potentials. The other paths are all determined by α_1 . With $n - 2$ remaining paths and only $n/2 - 1$ remaining circles, half the paths must go to one side of α_1 while the other half goes to the other side. Since the only possible permutation shifts every element in Q by one, it will always take $n - 2$ permutations to get from one connection to the other. Since n is an even number, $sgn(\tau)$ is the same for both connections. So $\Lambda(P; Q)$ is invertible and $U(Q)$ can be uniquely solved for. \square

2.3 Recoverability Algorithm

The following is a sketch of the recovery algorithm for $G(n, n/2)$ networks:

- 1 The first step is to calculate the unknown potentials as done in the previous section. $U(Q) = \Lambda(P; Q)^{-1} \cdot -\Lambda(P; p_{2+3n/2})$
- 2 Then calculate the conductance of the boundary spike which has a potential difference of one.

$$\gamma(2 + 3n/2, 2 + n(n/2 + 1)) = \phi(2 + 3n/2)$$

$$\phi(2 + 3n/2) = \Lambda(2 + 3n/2; p_1, \dots, p_{2n}) \cdot U(p_1, \dots, p_{2n})$$

- 3** Rotate the current patterns and follow the previous steps to calculate all the boundary conductors (conductors on the first layer).
- 4** Use Ohm's Law, ($u = \phi/\gamma$), to calculate the potentials one circle in (the second layer).
- 5** Now on this circle there are two edges for which the potential difference and current are known. Again, use Ohm's Law to calculate the conductances there and rotate the current patterns to get solve for all edges on that circle.
- 6** At each node on the circle, the current that flows towards the center of the network can be found by applying Kirchhoff's Law. Then there are two edges on the third layer for which the current flow and potential difference are known. Again, solve for all conductances on this layer by rotating current patterns.
- 7** Repeat steps 4,5, and 6 until more than half of the conductances have been recovered.
- 8** Invert the current pattern and follow the same sequence of steps to solve the rest of the network.

3 Annular Network with Three Rays and Two Circles

3.1 Recovering Conductances When One Boundary Conductor is Known

When the conductance of a boundary spike is known for $G(3, 2)$, the remaining conductances are recoverable. Figure 3 shows all the imposed conditions and the zero potentials that propagate inside the network. In the case of Figure 3, $\gamma(4, 10)$ is known to equal a . Setting the current equal to the conductance forces the voltage difference to be one, but since u_4 already equals one, u_{10} becomes zero. Equation 3 shows how the three unknown potentials can be found:

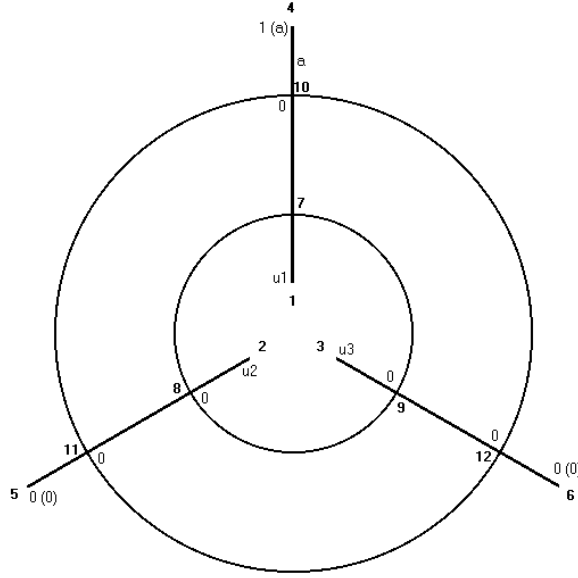


Figure 3: $G(3, 2)$

$$\begin{bmatrix} u_1 \\ u_2 \\ u_3 \end{bmatrix} = \begin{bmatrix} \lambda_{4,1} & \lambda_{4,2} & \lambda_{4,3} \\ \lambda_{5,1} & \lambda_{5,2} & \lambda_{5,3} \\ \lambda_{6,1} & \lambda_{6,2} & \lambda_{6,3} \end{bmatrix}^{-1} \begin{bmatrix} a - \lambda_{4,4} \\ -\lambda_{5,4} \\ -\lambda_{6,4} \end{bmatrix} \quad (3)$$

The above matrix $\Lambda(4, 5, 6; 1, 2, 3)$ is invertible because there is only one connection from (p_4, p_5, p_6) to (p_1, p_2, p_3) . Therefore by equation 2 we see that

$\det \Lambda(4, 5, 6; 1, 2, 3) \neq 0$. So the potentials exist for the given boundary conditions and are uniquely determined. It is then simple to solve for the boundary conductances. For example:

$$\gamma(2, 8) = \frac{1}{u_2} [\lambda_{2,4} + u_1 \lambda_{2,1} + u_2 \lambda_{2,2} + u_3 \lambda_{2,3}]$$

$$\gamma(3, 9) = \frac{1}{u_3} [\lambda_{3,4} + u_1 \lambda_{3,1} + u_2 \lambda_{3,2} + u_3 \lambda_{3,3}]$$

The current pattern can be rotated and inverted as long as the conductor that must be known corresponds to one that has been solved for. Once all the boundary conductors have been found, Ohm's Law can be used to determine for any rotation or inversion the voltage at the one interior node which wasn't determined at the start. In figure 3 that node is p_7 . The complete recoverability algorithm can be found in Appendix A.

3.2 Non-Recoverability of G(3,2)

Numerically, it's possible to find multiple sets of conductivities for $G(3, 2)$ that result in the same response matrix, thus proving that the conductivities are not recoverable.

Example 1: Let $(\gamma_1(4, 10), \gamma_1(6, 12), \gamma_1(5, 11), \gamma_1(10, 11), \gamma_1(10, 12), \gamma_1(11, 12), \dots, \gamma_1(7, 10), \gamma_1(8, 11), \gamma_1(9, 12), \gamma_1(7, 8), \gamma_1(7, 9), \gamma_1(8, 9), \gamma_1(1, 7), \gamma_1(2, 8), \gamma_1(3, 9)) = (1, 1, 1, 2, 2, 2, 3, 3, 3, 4, 4, 4, 5, 5, 5)$ be a set of conductivities for $G(3, 2)$ as numbered in figure 3. When the recovery algorithm is run with $\gamma(4, 10) = 1$ replaced by $\gamma(4, 10) = 7$, the set of γ_2 s is

$$(7, 7, 7, \frac{14}{241}, \frac{14}{241}, \frac{14}{241}, \frac{210}{241}, \frac{210}{241}, \frac{210}{241}, \frac{2800}{241}, \frac{2800}{241}, \frac{2800}{241}, \frac{70}{17}, \frac{70}{17}, \frac{70}{17})$$

Now by a symbolic calculation with all rational numbers,

$$\Lambda_{\gamma_1} = \Lambda_{\gamma_2} = \frac{1}{4393} \begin{bmatrix} 11765 & -4450 & -4450 & -1185 & -840 & -840 \\ -4450 & 11765 & -4450 & -840 & -1185 & -840 \\ -4450 & -4450 & 11765 & -840 & -840 & -1185 \\ -1185 & -840 & -840 & 3577 & -356 & -356 \\ -840 & -1185 & -840 & -356 & 3577 & -356 \\ -840 & -840 & -1185 & -356 & -356 & 3577 \end{bmatrix}$$

To illustrate that the conductances are all found in terms of the known conductor, here is the MATLAB output for when $\gamma(4, 10) = 1$ is replaced by $\gamma(4, 10) = a$. Λ_{γ_1} is used.

```
symgetcond(L,a);
gamma4_10 =
a
gamma6_12 =
a
```

```

gamma5_11 =
a
gamma10_11 =
4*a^2/(-150*a+89*a^2+63)
gamma10_12 =
4*a^2/(-150*a+89*a^2+63)
gamma11_12 =
4*a^2/(-150*a+89*a^2+63)
gamma7_10 =
3*(-21+23*a)*a/(-150*a+89*a^2+63)
gamma8_11 =
3*(-21+23*a)*a/(-150*a+89*a^2+63)
gamma9_12 =
3*(-21+23*a)*a/(-150*a+89*a^2+63)
gamma7_8 =
2*(-21+23*a)^2/(-150*a+89*a^2+63)
gamma7_9 =
2*(-21+23*a)^2/(-150*a+89*a^2+63)
gamma8_9 =
2*(-21+23*a)^2/(-150*a+89*a^2+63)
gamma1_7 =
5/2*(-21+23*a)/(14*a-13)
gamma2_8 =
5/2*(-21+23*a)/(14*a-13)
gamma3_9 =
5/2*(-21+23*a)/(14*a-13)

```

It is important that this calculation was done symbolically. Λ changes so little when conductances are changed that even with double precision roundoff error would normally make it difficult to see that Λ_{γ_1} and Λ_{γ_2} are exactly the same.

Appendix A includes MATLAB programs that execute the following series of steps:

- 1 Compute K and Λ from a known set of conductivities.
- 2 Choose a conductance for a (see figure 3) and compute the other 14 conductors based on Λ .
- 3 Make a new Kirchhoff matrix K' and calculate the new response matrix Λ' .
- 4 Compare Λ and Λ' .

In every instance, the two response matrices have been identical with no upper bound on the choice for a . However, if the conductors are forced to be positive as they should be, there is then a range that the choice of a must fall into.

Conjecture 3.1 *The map $\gamma \rightarrow \Lambda$ is infinite to one. Starting with known K and Λ , any choice of a boundary conductor within some range about the original value will lead to a new set of conductors for the network which will then have the same Λ .*

This behavior is similar to the example of two edges connected in series. When one edge changes within a small enough range, the other edge can adjust itself in order to keep the same response matrix. Similarly, for $G(3, 2)$ it appears that for any choice of a boundary conductance within a certain range, the other 14 conductors can adjust themselves to again retain the same response matrix.

This is especially interesting in the layered case. When the initial set of conductivities are equal on each of the five layers, the response matrix always has a special form. There are blocks which have the same value. When one of

$$\Lambda = \begin{bmatrix} \Sigma & \alpha & \alpha & \beta & \delta & \delta \\ \alpha & \Sigma & \alpha & \delta & \beta & \delta \\ \alpha & \alpha & \Sigma & \delta & \delta & \beta \\ \beta & \delta & \delta & \Sigma & \epsilon & \epsilon \\ \delta & \beta & \delta & \epsilon & \Sigma & \epsilon \\ \delta & \delta & \beta & \epsilon & \epsilon & \Sigma \end{bmatrix}$$

Figure 4: Response matrix for layered network

the boundary conductors is altered and used to compute the other 14, they all vary the same amount on each layer without being restricted equal on layers. This has already been shown in example 1. Although not quite a proof, this seems to indicate that only layered networks can have that special form.

Conjecture 3.2 *Any response matrix which has the form shown in figure 4 and satisfies all sign conditions listed in section 4.1 is a response matrix for $G(3, 2)$ with conductivities equal on layers.*

4 The Response Matrix for $G(3,2)$

4.1 Sign Conditions and Legal Perturbations

For any response matrix for $G(3,2)$, there are 13 sign conditions which come in the form of determinantal inequalities. According to equation 2, whenever there is only one connection from two sets of nodes P and Q it must be true that $\det \Lambda(P, Q) \neq 0$. There are only four such sets of nodes in $G(3,2)$ that are not equivalent under rotations or inversions of the network. They are

1. $\det \Lambda(1, 2, 3; 4, 5, 6) < 0$
2. $\det \Lambda(1, 2, 5; 3, 4, 6) > 0$
3. $\det \Lambda(1, 2; 4, 5) > 0$
4. $\det \Lambda(1, 4; 2, 5) > 0$

Taking all rotations and inversions of these four types of determinants yields the complete set of determinantal inequalities listed below.

1. $\det \Lambda(1, 2, 3; 4, 5, 6) < 0$
2. $\det \Lambda(1, 2, 5; 3, 4, 6) > 0$
3. $\det \Lambda(2, 1, 4; 3, 5, 6) > 0$
4. $\det \Lambda(2, 3, 5; 1, 4, 6) > 0$
5. $\det \Lambda(2, 3, 6; 1, 5, 4) > 0$
6. $\det \Lambda(1, 3, 4; 2, 5, 6) > 0$
7. $\det \Lambda(1, 3, 6; 2, 4, 5) > 0$
8. $\det \Lambda(1, 2; 4, 5) > 0$
9. $\det \Lambda(2, 3; 5, 6) > 0$
10. $\det \Lambda(1, 3; 4, 6) > 0$
11. $\det \Lambda(1, 4; 2, 5) > 0$
12. $\det \Lambda(1, 4; 3, 6) > 0$
13. $\det \Lambda(2, 5; 3, 6) > 0$

These determinants, however, aren't enough to characterize Λ . It's simple to find response matrices that satisfy these conditions yet don't belong to the space of response matrices for $G(3,2)$. For example, one can slightly perturb a single entry and then correct Λ to maintain symmetry and row sums equal to zero. This usually continues to satisfy the sign conditions without being a valid response matrix for this network. The criterion for being a valid response

matrix assumes the validity of Conjecture 3.1. The same MATLAB programs already used check if any new Λ satisfies that conjecture.

However, there are three entries in Λ that can be multiplied by any constant c , $c \geq 1$, such that when corrections are made to maintain the characteristics of a response matrix, Λ stays in the space of valid response matrices for $G(3, 2)$. The entries are $\lambda_{1,4}$, $\lambda_{2,5}$, and $\lambda_{3,6}$ based on the numbering in figure 3. These represent lines along which Λ can vary. They will prove useful in section 4.2.

4.2 Existence of a Relation

Given the success at finding multiple solutions of the inverse problem for $G(3, 2)$ and the difficulty in staying in the space of valid response matrices when entries in Λ are perturbed, it is initially assumed that Λ is 14 dimensional. Since there are 15 parameters in Λ , there should be a polynomial relation among these terms that reduces the dimension by one.

Theorem 4.1 *Any relation among the 15 parameters in Λ must be of the same degree.*

Proof: In general, any response matrix can be multiplied by a scalar, t , and still be a response matrix for the same type of network. Suppose the relation, $R = 0$, consists of a sum of polynomials of different degree. Let $P4$ and $P3$ represent polynomials of degrees 4 and 3 and let $R = P3 + P4$. Now if Λ is multiplied by t , $R = t^3 * P3 + t^4 * P4$. R must be zero in t , so both $P3$ and $P4$ are zero. \square

Theorem 4.2 *Any relation among the 15 parameters in Λ cannot include the following terms: $\lambda_{1,4}$, $\lambda_{2,5}$, or $\lambda_{3,6}$.*

Proof: It has been shown numerically that $\lambda_{1,4}$ can be multiplied by any number c , $c > 1$, and the adjusted response matrix is still a response matrix for $G(3, 2)$. Let all powers of $\lambda_{1,4}$ be factored out of the relation. R can be written as

$$R = c\lambda_{1,4}(R1) + c^2\lambda_{1,4}^2(R2) \dots + (R3)$$

Since R is zero in c , $R1 = 0$, $R2 = 0$, and $R3 = 0$. Thus $\lambda_{1,4}$ doesn't appear in R . Similarly, $\lambda_{2,5}$ and $\lambda_{3,6}$ are also not included in R . \square

Theorem 4.3 *Let R be a polynomial relation in Λ be of degree d . For any d , there are two possible choices of a basis of polynomials such that R must be a linear combination of the polynomials in one of the bases. One basis the set of polynomials of degree d that are invariant under rotations and inversions of $G(3, 2)$. The other is the set of polynomials of degree d that are invariant under rotations but change sign under inversions.*

Proof: By Theorem 4.1, the only relations of degree d are multiples of R . Let G_R be the operator that performs rotations on P , where P is a polynomial of

degree d , and let G_I be the operator that performs inversions on P . There must be a relation for each rotation and inversion. If P is to appear in the relation, then

$$G_R P = t_R P \text{ and } G_I P = t_I P$$

where $t_R \in \mathfrak{R}$ and $t_I \in \mathfrak{R}$. P is an eigenvector and the t 's are eigenvalues. The characteristic equations come directly from G . Since G_R is a third order operation, its corresponding eigenvalues, t_R , are the three roots of unity. The only real root is 1. G_I is a second order operation so t_I can be 1 or -1 . Therefore

$$\text{Basis1}_d = \{P : G_R P = P, G_I P = P\}$$

$$\text{Basis2}_d = \{P : G_R P = P, G_I P = -P\}$$

These correspond to the two possible choices of basis described in the theorem statement. \square

4.3 Finding the Relations

One method used to find the relation is a brute force MATLAB program that for any degree d finds all polynomials of that degree which satisfy either $G_I P = P$ or $G_I P = -P$. ($G_R P = P$ must always be satisfied.)

Example 2 The following MATLAB output is a basis for $G_I P = P$ where P is of degree two. Λ is labeled as in equation 4.

Basis =

```
[ a^2+f^2+b^2+t^2+v^2+u^2]
[ a*b+f*a+b*f+t*u+v*t+u*v]
[ a*d+f*p+b*q+t*g+v*r+u*e]
[ a*e+f*g+b*r+t*q+v*d+u*p]
[ a*g+f*r+b*e+t*d+v*p+u*q]
[ a*p+f*q+b*d+t*r+v*e+u*g]
[ a*q+f*d+b*p+t*e+v*g+u*r]
[ a*r+f*e+b*g+t*p+v*q+u*d]
[      2*a*t+2*f*v+2*b*u]
[ a*u+f*t+b*v+t*b+v*a+u*f]
[ d^2+p^2+q^2+g^2+r^2+e^2]
[ d*e+p*g+q*r+g*q+r*d+e*p]
[      2*d*g+2*p*r+2*q*e]
[ d*p+p*q+q*d+g*r+r*e+e*g]
```

Those two cases $G_I P = P$ and $G_I P = -P$ are dealt with separately. The first step is to numerically compute a random response matrix and substitute the values into the set of polynomials. This appears as the first row in a matrix P^* . The process is repeated until P^* is a square matrix. Then the nullspace

$N(P^*)$ is calculated. Every column in the nullspace represents a combination of polynomials that is zero. Algebraic identities do exist that make a combination of polynomials equal to zero, but these can easily be weeded out because the coefficients change every time new numbers are substituted into the polynomials. The relation found was of degree 3 and occurred among elements of the basis for $G_I P = -P$. If the response matrix is represented as

$$\Lambda = \begin{bmatrix} \Sigma & a & b & c & d & e \\ a & \Sigma & f & g & h & p \\ b & f & \Sigma & q & r & s \\ c & g & q & \Sigma & t & u \\ d & h & r & t & \Sigma & v \\ e & p & s & u & v & \Sigma \end{bmatrix} \quad (4)$$

Then the relation can be expressed as

$$R = aqv + fdu + bpt - tef - vgb - ura - dpq + gre = 0 \quad (5)$$

Theorem 4.4 *For any Λ for $G(3, 2)$ labeled as in equation 4, equation 5 is true.*

Proof: Equation 5 is equivalent to saying

$$R = \det(\Lambda(1, 2, 4; 3, 5, 6)) - \det(\Lambda(1, 4, 5; 2, 3, 6)) = 0$$

Examining these determinants by way of equation 2 shows R always holds for $G(3, 2)$. The set of paths in the connection $(p_1, p_2, p_4; q_3, q_5, q_6)$ are exactly the same as the set of paths in the connection $(p_1, p_4, p_5; q_2, q_3, q_6)$. In equation 2 this means that $\prod_{e \in E_\alpha} \gamma(e)$ is the same for each connection. Since D_α and $\det K(I; I)$ are also the same, the determinants corresponding to each connection must be equal. \square

Theorem 4.5 *There is no relation in $G(3, 2)$ that has degree less than three.*

Proof: The numerical method used to produce R also produced to sets of bases each for degrees one and two. If R were to be of degree one or two, it would have to be a linear combination of terms in one of those four bases. No such relation exists because for degrees one and two, $N(P^*) = \emptyset$. \square

Another useful method for finding R involves setting conductances to zero. Any relation R in $G(3, 2)$ with $\gamma > 0$ will persist in the new graph. As shown in figure 5, setting two conductances to zero can reduce the graph to a circular planar one. The only relations that can equal zero in the circular planar case are determinants. These determinants can be found in a straightforward way. Setting $\gamma(1, 3) = 0$ and $\gamma(4, 6) = 0$ results in the graph seen in figure 5. Let the new graph be called G' . There are two three by three determinants $D1$ and $D2$ in G' which equal zero.

$$D1 = \det \Lambda(1, 2, 4; 3, 5, 6) = 0$$

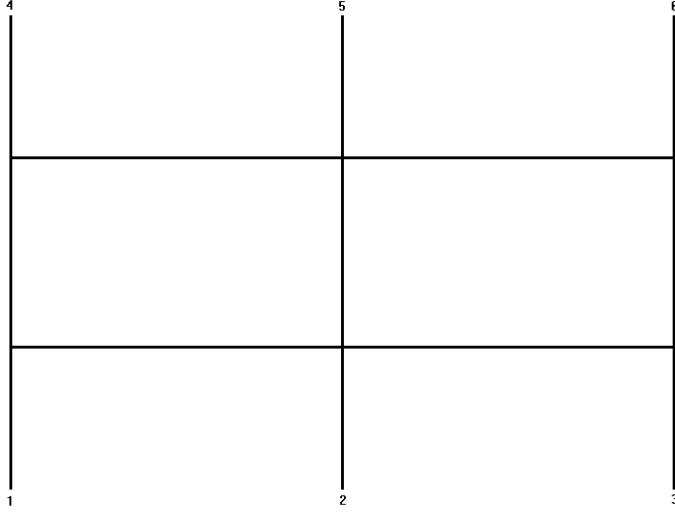


Figure 5: G' : $(G(3, 2)$ with two edges removed)

$$D2 = \det \Lambda(1, 4, 5; 2, 3, 6) = 0$$

The relation in G must be a combination of the relations in G' . $R = \alpha_1 D1 - \alpha_2 D2 = 0$, where α_1 and α_2 are allowed to be polynomials. As it turns out,

$$R = D1 - D2$$

Theorem 4.6 R is the only possible polynomial relation in Λ for $G(3, 2)$.

Proof: It has already been shown that $R = D1 - D2$. Suppose there exists another relation S . Then $S = \alpha_1 D1 + \alpha_2 D2$ where α_1 and α_2 are polynomials. With a change of basis this can be rewritten as $S = \delta R + \beta D2$. If S is to be zero for $G(3, 2)$, then $\beta D2$ must be zero. However, $D2 \neq 0$ for $G(3, 2)$. In fact, $D2 < 0$. (See the list in Section 4.1.) Therefore β must be a polynomial relation that equals zero. But since $D2$ has degree three, the degree of β must be three less than that of S . Every relation S implies the existence of a polynomial relation that has degree three less than it. According to Theorem 4.5, we can't have polynomial relations of degree one or two. Therefore, any relation S must be of degree $3n$; $n = (0, 1, 2, \dots)$. By the above argument, there must be a relation β' of degree three. This can be written as $\beta' = \delta_1 R + \beta'' D2$, which implies that β'' is the number zero and that $\beta' = \delta_1 R$. So $S = (\delta_2 + \delta_1 D2)R$ if S is degree six. By induction, R can be factored out of any relation S . Thus R is the only polynomial relation in Λ for $G(3, 2)$. \square

Conjecture 4.1 *The relation*

$$R = \det(\Lambda(1, 2, 4; 3, 5, 6)) - \det(\Lambda(1, 4, 5; 2, 3, 6)) = 0$$

combined with the 13 previously mentioned sign conditions constitutes a characterization of the response matrix for $G(3, 2)$.

It has been shown that these conditions are true for valid response matrices but it remains to be proven that response matrices for other graphs couldn't possibly satisfy these 14 conditions. Even so, this is a good candidate for a characterization. The relation shows it's possible to have one parameter in Λ determined by fourteen others. Also, it has been proven that R is the only relation in Λ .

5 Methods that can be Generalized

A recovery algorithm for $G(n, n/2)$ has already been discussed, and annular networks with more rays than twice the number of circles are also recoverable. Additional rays only make it easier to zero out the desired part of the network.

Although $G(3, 2)$ is clearly non-recoverable, larger networks of the same type have not been examined here in detail. However, it has been verified that the same current pattern can be produced for graphs $G(2n - 1, n)$. Therefore it should also be possible to construct an algorithm that computes the conductances when one boundary conductor is known. The similarity with the $G(3, 2)$ case suggests that the general network of this type should be non-recoverable in the same manner, but this has not been verified. The means to check this exist, however, because the same type of algorithm used to find counterexamples in $G(3, 2)$ can be used again.

It is difficult to say anything about other graphs such as $G(2n - 2, n)$. Since these have even less boundary information than cases which already appear to be non-recoverable, it seems that they too should be non-recoverable. This may not be true, however. Although for $G(4, 3)$ with layered conductivities the conductors can be calculated from one known boundary conductance, only with the correct value of that conductor has the algorithm been able to produce the same response matrix. This suggests that $G(4, 3)$ with layered conductivities might be recoverable. The graph certainly merits further attention.

Some of the methods used to find relations in $G(3, 2)$ may work in a more general setting. Producing a basis of all polynomials of a certain degree that are invariant or change signs under rotations and inversions is probably not a good method to use. Unless a supercomputer is handy, the computation time required for large networks and/or polynomials of high degree will make the process infeasible.

Using equation 2 is also not an obvious way to proceed for finding relations because the larger the graph, the more shrewdness is required to find the combinations of connections whose paths overlap in just the right way.

The most promising method seems to be to set conductances equal to zero and find relations in the new graph. For $G(2n - 1, n)$, n conductances must be set to zero to produce a circular planar graph. This method suggests that if there is a relation for $G(2n - 1, n)$ that the degree is $n + 1$. A program can be used to check determinants and find all relations in the new graph. It can then substitute values in as was done with the more general basis of polynomials. One can then produce a square matrix with values substituted into the relations and compute the nullspace. Any relation that exists should appear.

A Example Network whose $\gamma \rightarrow \Lambda$ Map is Two to One

A.1 Summary

The network shown in Figure 6 is not recoverable but it has the interesting property that its $\gamma \rightarrow \Lambda$ map is two to one. This cannot happen for circular planar networks. If a circular planar network is not recoverable, it is $Y - \Delta$ equivalent to a graph with a series or parallel connection, which means it's $\gamma \rightarrow \Lambda$ map is infinite to one. So for a circular planar network, that map from the conductances to the response matrix is either one to one or infinite to one. The network in Figure 6 shows that networks defined on an annulus do not share this property. In fact, when trying to solve for the conductances in that example, for each conductor there is a corresponding quadratic equation relating it to entries in the response matrix. For example, if Λ is symbolically defined as in Equation 7, then the quadratic equation for the conductor from node six to node nine, denoted $\gamma_{6,9}$, is

$$\begin{aligned} & \gamma_{6,9}^2 q(ch - dg) + \gamma_{6,9}(2q(ch - dg)(e + u) + (q + u)(qhe + sch - rpc - sgd)) \\ & + q(ch - dg)(e + u)^2 + (q + u)(e + u)(qhe + sch - rpc - sgd) + e(sh - rp)(q + u)^2 = 0 \end{aligned} \quad (6)$$

By the quadratic formula there are two solutions for $\gamma_{6,9}$. Example A1 takes a specific Λ and shows there are two sets of positive conductors which produce that response matrix. Thus for the network in Figure 6 there are two solutions to the inverse problem.

A.2 Description of the Network and Determinantal Relations

The network in Figure 6 has nine nodes and twelve edges. The nodes numbered one through six are the boundary nodes. This graph can be thought of as being on a cylinder with nodes one through three at one end of the cylinder and nodes four through six at the other end.

There are three determinantal relations in this network:

1. $\det \Lambda(1, 4; 2, 5) = 0 \quad (at - dg = 0)$
2. $\det \Lambda(1, 4; 3, 6) = 0 \quad (bu - eq = 0)$
3. $\det \Lambda(2, 5; 3, 6) = 0 \quad (fv - pr = 0)$

The equations in parenthesis follow from the symbolic definition of Λ in Equation 7.

There is obviously a lot of symmetry in this network. One especially useful property is that the edges are topologically indistinguishable from each other.

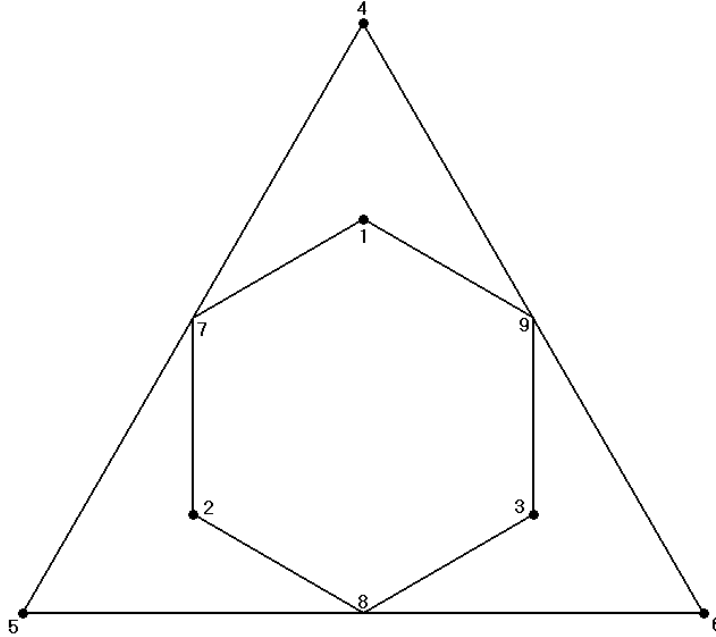


Figure 6:

Each edge connects a boundary node to an interior node. Many operations can be performed on the network without changing it. It can be rotated, inverted and even flipped across several possible lines. With just these three operations, any edge can be moved into the position of another edge without changing the network. This symmetry means that solving for any one conductor is the same as solving for all the others. For example, to move $e_{6,9}$ to $e_{2,8}$, $e_{6,9}$ can be moved to $e_{5,8}$ by rotation and then to $e_{2,8}$ by inversion. Applying these operations to all the terms in Equation 1 will yield a similar equation in the variable $\gamma_{2,8}$.

Another property of the network that makes it simpler to deal with is the fact that no interior node is directly connected to another. This means that in the Kirchhoff matrix, the C block is diagonal. This makes taking the Schur Complement much simpler since it is not difficult to take the inverse of a diagonal matrix. It is therefore reasonable to symbolically calculate the response matrix in terms of the conductances.

A.3 Solving for γ in terms of the Λ Entries

Let Λ_γ be the response matrix calculated symbolically from the conductances and let Λ be defined as in Equation 7.

$$\Lambda = \begin{bmatrix} \Sigma & a & b & c & d & e \\ a & \Sigma & f & g & h & p \\ b & f & \Sigma & q & r & s \\ c & g & q & \Sigma & t & u \\ d & h & r & t & \Sigma & v \\ e & p & s & u & v & \Sigma \end{bmatrix} \quad (7)$$

Since Λ_γ is easy to compute, the most straightforward way to solve for γ is to set $\Lambda_\gamma = \Lambda$ and use the equations generated by the entries to solve for the conductances in terms of the entries of Λ . There are 15 parameters in Λ so there are initially 15 equations to work with. Below the equations are listed next to the entries they correspond to above the main diagonal.

$$\Lambda(1, 2)$$

$$\frac{-\gamma_{1,7}\gamma_{2,7}}{\gamma_{1,7} + \gamma_{2,7} + \gamma_{4,7} + \gamma_{5,7}} = a$$

$$\Lambda(1, 3)$$

$$\frac{-\gamma_{1,9}\gamma_{3,9}}{\gamma_{1,9} + \gamma_{3,9} + \gamma_{4,9} + \gamma_{6,9}} = b$$

$$\Lambda(2, 3)$$

$$\frac{-\gamma_{2,8}\gamma_{3,8}}{\gamma_{2,8} + \gamma_{3,8} + \gamma_{5,8} + \gamma_{6,8}} = f$$

$$\Lambda(1, 4)$$

$$\frac{-\gamma_{1,7}\gamma_{4,7}}{\gamma_{1,7} + \gamma_{2,7} + \gamma_{4,7} + \gamma_{5,7}} + \frac{-\gamma_{1,9}\gamma_{4,9}}{\gamma_{1,9} + \gamma_{3,9} + \gamma_{4,9} + \gamma_{6,9}} = c$$

$$\Lambda(2, 4)$$

$$\frac{-\gamma_{2,7}\gamma_{4,7}}{\gamma_{1,7} + \gamma_{2,7} + \gamma_{4,7} + \gamma_{5,7}} = g$$

$$\Lambda(3, 4)$$

$$\frac{-\gamma_{3,9}\gamma_{4,9}}{\gamma_{1,9} + \gamma_{3,9} + \gamma_{4,9} + \gamma_{6,9}} = q$$

$$\Lambda(1, 5)$$

$$\frac{-\gamma_{1,7}\gamma_{5,7}}{\gamma_{1,7} + \gamma_{2,7} + \gamma_{4,7} + \gamma_{5,7}} = d$$

$$\Lambda(2, 5)$$

$$\frac{-\gamma_{2,7}\gamma_{5,7}}{\gamma_{1,7} + \gamma_{2,7} + \gamma_{4,7} + \gamma_{5,7}} + \frac{-\gamma_{2,8}\gamma_{5,8}}{\gamma_{2,8} + \gamma_{3,8} + \gamma_{5,8} + \gamma_{6,8}} = h$$

$$\Lambda(3, 5)$$

$$\frac{-\gamma_{3,8}\gamma_{5,8}}{\gamma_{2,8} + \gamma_{3,8} + \gamma_{5,8} + \gamma_{6,8}} = r$$

$\Lambda(4, 5)$

$$\frac{-\gamma_{4,7}\gamma_{5,7}}{\gamma_{1,7} + \gamma_{2,7} + \gamma_{4,7} + \gamma_{5,7}} = t$$

 $\Lambda(1, 6)$

$$\frac{-\gamma_{1,9}\gamma_{6,9}}{\gamma_{1,9} + \gamma_{3,9} + \gamma_{4,9} + \gamma_{6,9}} = e$$

 $\Lambda(2, 6)$

$$\frac{-\gamma_{2,8}\gamma_{6,8}}{\gamma_{2,8} + \gamma_{3,8} + \gamma_{5,8} + \gamma_{6,8}} = p$$

 $\Lambda(3, 6)$

$$\frac{-\gamma_{3,8}\gamma_{6,8}}{\gamma_{2,8} + \gamma_{3,8} + \gamma_{5,8} + \gamma_{6,8}} + \frac{-\gamma_{3,9}\gamma_{6,9}}{\gamma_{1,9} + \gamma_{3,9} + \gamma_{4,9} + \gamma_{6,9}} = s$$

 $\Lambda(4, 6)$

$$\frac{-\gamma_{4,9}\gamma_{6,9}}{\gamma_{1,9} + \gamma_{3,9} + \gamma_{4,9} + \gamma_{6,9}} = u$$

 $\Lambda(5, 6)$

$$\frac{-\gamma_{5,8}\gamma_{6,8}}{\gamma_{2,8} + \gamma_{3,8} + \gamma_{5,8} + \gamma_{6,8}} = v$$

It is possible to verify by hand the entries in Λ_γ . For example, suppose there is a boundary potential of one at node two and boundary potentials of zero everywhere else. $\Lambda(1, 2)$ is the current at node one and that current is easy to calculate. By the averaging property, the potential at node seven is $\gamma_{2,7}$ divided by the sum of the four conductors neighboring node seven. By Ohm's law the current at node one is negative one times the potential at node seven times $\gamma_{1,7}$. This is indeed $\Lambda(1, 2)$, which is in the first equation listed above.

There are still fifteen equations in only twelve unknowns because the three determinantal relations haven't yet been taken into account. Three equations are redundant and there is considerable freedom in deciding which three. Since c , h , and s don't appear in the determinantal relations, any three equations except for the $\Lambda(1, 4)$, $\Lambda(2, 5)$ and $\Lambda(3, 6)$ equations can be eliminated. As an example, equations $\Lambda(4, 5)$, $\Lambda(4, 6)$ and $\Lambda(5, 6)$ can be eliminated from the above list. Now there are twelve equations in twelve unknowns. MATLAB's symbolic solver can now be used to solve for γ . Surprisingly, two solutions are found for each conductor. Unfortunately, the expressions are large and difficult to analyze. For example, when the starting set of equations is changed slightly, the two solutions should be the same as before. But MATLAB's simplification functions fail to recognize that the expressions are equal (which they should be).

Fortunately, the above list of equations can be simplified further and solved by hand. This method sheds more light on why there are two solutions because it generates a quadratic equation for each conductor. As an example, the above set of equations will be used to calculate $\gamma_{6,9}$. Equations $\Lambda(4, 5)$, $\Lambda(4, 6)$ and $\Lambda(5, 6)$ have already been eliminated. It is possible to shrink the list further

by noting that some of the Λ entries are nearly identical. For example, the equations for $\Lambda(1, 5)$ and $\Lambda(4, 5)$ are so similar that when the first is divided by the latter, the resulting equation is simple.

$$\gamma_{1,7} = \gamma_{4,7} \frac{d}{t}$$

The expression on the right can then be substituted for $\gamma_{1,7}$ in all the equations and the equation for $\Lambda(4, 5)$ can be eliminated. All the conductors in the network that switch places under inversion have the same type of relationship that $\gamma_{1,7}$ and $\gamma_{4,7}$ have. So five more equations can quickly be generated:

$$\gamma_{1,9} = \gamma_{4,9} \frac{e}{u}$$

$$\gamma_{2,8} = \gamma_{5,8} \frac{p}{v}$$

$$\gamma_{2,7} = \gamma_{5,7} \frac{g}{t}$$

$$\gamma_{3,9} = \gamma_{6,9} \frac{q}{u}$$

$$\gamma_{3,8} = \gamma_{6,8} \frac{r}{v}$$

And there is of course some freedom in eliminating five more equations from the list. For the sake of this example, the six equations that will be kept are those for $\Lambda(1, 4)$, $\Lambda(1, 5)$, $\Lambda(2, 5)$, $\Lambda(1, 6)$, $\Lambda(2, 6)$ and $\Lambda(3, 6)$. With the substitutions that have taken place the new list of equations is

$$1. \quad \frac{-\gamma_{4,7}^2 d}{\gamma_{4,7} d + \gamma_{5,7} g + \gamma_{4,7} t + \gamma_{5,7} t} + \frac{-\gamma_{4,9}^2 e}{\gamma_{4,9} e + \gamma_{6,9} q + \gamma_{4,9} u + \gamma_{6,9} u} = c$$

$$2. \quad \frac{-\gamma_{4,7} \gamma_{5,7} d}{\gamma_{4,7} d + \gamma_{5,7} g + \gamma_{4,7} t + \gamma_{5,7} t} = d$$

$$3. \quad \frac{-\gamma_{5,7}^2 g}{\gamma_{4,7} d + \gamma_{5,7} g + \gamma_{4,7} t + \gamma_{5,7} t} + \frac{-\gamma_{5,8}^2 p}{\gamma_{5,8} p + \gamma_{6,8} r + \gamma_{5,8} v + \gamma_{6,8} v} = h$$

$$4. \quad \frac{-\gamma_{4,9} \gamma_{6,9} e}{\gamma_{4,9} e + \gamma_{6,9} q + \gamma_{4,9} u + \gamma_{6,9} u} = e$$

$$5. \quad \frac{-\gamma_{5,8} \gamma_{6,8} p}{\gamma_{5,8} p + \gamma_{6,8} r + \gamma_{5,8} v + \gamma_{6,8} v} = p$$

$$6. \quad \frac{-\gamma_{6,8}^2 r}{\gamma_{5,8} p + \gamma_{6,8} r + \gamma_{5,8} v + \gamma_{6,8} v} + \frac{-\gamma_{6,9}^2 q}{\gamma_{4,9} e + \gamma_{6,9} q + \gamma_{4,9} u + \gamma_{6,9} u} = s$$

These equations can be simplified further. Equations two and four above can be substituted into equation one. The d can be cancelled from both sides of equation two. When similar simplifications are applied to the other equations the resulting list is simple enough to see how they can be solved.

1.

$$\frac{\gamma_{4,7}d}{\gamma_{5,7}} + \frac{\gamma_{4,9}e}{\gamma_{6,9}} = c$$

2.

$$-\gamma_{4,7}\gamma_{5,7} = \gamma_{4,7}d + \gamma_{5,7}g + \gamma_{4,7}t + \gamma_{5,7}t$$

3.

$$\frac{\gamma_{5,7}g}{\gamma_{4,7}} + \frac{\gamma_{5,8}p}{\gamma_{6,8}} = h$$

4.

$$-\gamma_{4,9}\gamma_{6,9} = \gamma_{4,9}e + \gamma_{6,9}q + \gamma_{4,9}u + \gamma_{6,9}u$$

5.

$$-\gamma_{5,8}\gamma_{6,8} = \gamma_{5,8}p + \gamma_{6,8}r + \gamma_{5,8}v + \gamma_{6,8}v$$

6.

$$\frac{\gamma_{6,8}r}{\gamma_{5,8}} + \frac{\gamma_{6,9}q}{\gamma_{4,9}} = s$$

The process for solving for $\gamma_{6,9}$ is to first solve the first equation for the fraction $\frac{\gamma_{5,7}}{\gamma_{4,7}}$. This can then be substituted into the third equation, which can be solved for the fraction $\frac{\gamma_{6,8}}{\gamma_{5,8}}$. This can be substituted into the last equation, which has only the variables $\gamma_{6,9}$ and $\gamma_{4,9}$. The fourth equation in the list can be solved for $\gamma_{4,9}$ and substituted into the equation just created. The result is the quadratic equation listed in the summary.

$$\begin{aligned} & \gamma_{6,9}^2 q(ch - dg) + \gamma_{6,9}(2q(ch - dg)(e + u) + (q + u)(qhe + sch - rpc - sgd)) \\ & + q(ch - dg)(e + u)^2 + (q + u)(e + u)(qhe + sch - rpc - sgd) + e(sh - rp)(q + u)^2 = 0 \end{aligned} \quad (8)$$

So by the quadratic formula there are two solutions for $\gamma_{6,9}$.

$$\gamma_{6,9} = \frac{-B \pm \sqrt{B^2 - 4AC}}{2A}$$

where

$$\begin{aligned} A &= q(ch - dg) \\ B &= 2q(ch - dg)(e + u) + (q + u)(qhe + sch - rpc - sgd) \\ C &= q(ch - dg)(e + u)^2 + (q + u)(e + u)(qhe + sch - rpc - sgd) + e(sh - rp)(q + u)^2 \end{aligned}$$

As explained above, operations to rotate, flip or invert the network can be applied to the formula to generate the solutions for all the other conductors.

Conductances must be real and positive to count as a solution, so it's important to check that the quadratic equation isn't always generating a bad solution. First of all, a solution obviously can't be imaginary. That would mean the discriminant is negative and both sets of solutions are imaginary. But any measured or created Λ must come from a network with real positive conductors, which means at least one of the solutions should be real and positive. So the discriminant will not be negative. It can however be zero, and this is explored a little in Example A2. As for the possibility of one solution always being negative, Example A1 shows this is not so. It produces two positive solutions of the conductors for a specific Λ .

A.4 Examples

Example A1 Let

$$\Lambda = \begin{bmatrix} \frac{31}{20} & \frac{-1}{4} & \frac{-1}{5} & \frac{-9}{20} & \frac{-1}{4} & \frac{-2}{5} \\ \frac{-1}{4} & \frac{3}{2} & \frac{-1}{4} & \frac{-1}{4} & \frac{-1}{2} & \frac{-1}{4} \\ \frac{-1}{4} & \frac{-1}{2} & \frac{31}{4} & \frac{-1}{4} & \frac{-1}{2} & \frac{-13}{4} \\ \frac{5}{-9} & \frac{-1}{4} & \frac{20}{-1} & \frac{5}{31} & \frac{-1}{4} & \frac{20}{-2} \\ \frac{20}{-1} & \frac{-1}{4} & \frac{-1}{5} & \frac{20}{-1} & \frac{-1}{4} & \frac{5}{-1} \\ \frac{-1}{4} & \frac{-1}{2} & \frac{-1}{4} & \frac{-1}{4} & \frac{3}{2} & \frac{-1}{4} \\ \frac{-2}{5} & \frac{-1}{4} & \frac{-13}{20} & \frac{-2}{5} & \frac{-1}{4} & \frac{39}{20} \end{bmatrix}$$

(This response matrix was actually generated from a network that has all conductors equal to one except for $\gamma_{6,9}$, which has a conductance of two.)

Substituting the entries from this response matrix into the formulas for the conductors yields two sets of positive real solutions:

$$\begin{aligned} \gamma_{1,7} &= 1 \text{ or } \frac{19}{21} \\ \gamma_{1,9} &= 1 \text{ or } \frac{23}{21} \\ \gamma_{2,7} &= 1 \text{ or } \frac{19}{17} \\ \gamma_{2,8} &= 1 \text{ or } \frac{15}{17} \\ \gamma_{3,8} &= 1 \text{ or } \frac{15}{13} \\ \gamma_{3,9} &= 1 \text{ or } \frac{23}{26} \\ \gamma_{4,7} &= 1 \text{ or } \frac{19}{21} \\ \gamma_{4,9} &= 1 \text{ or } \frac{23}{21} \end{aligned}$$

$$\begin{aligned}\gamma_{5,7} &= 1 \text{ or } \frac{19}{17} \\ \gamma_{5,8} &= 1 \text{ or } \frac{15}{17} \\ \gamma_{6,8} &= 1 \text{ or } \frac{15}{13} \\ \gamma_{6,9} &= 2 \text{ or } \frac{23}{13}\end{aligned}$$

So the set of conductors which generated Λ is a solution as well as another set which happens to generate the same response matrix.

Example A2 It can happen that both solutions are the same. This occurs when the response matrix comes from networks whose conductors have certain symmetries. One way to accomplish this is to generate Λ from the network that has all conductances equal to one. In the formulas for the conductors, the discriminants are zero and both solutions are equal to one for each conductor.

A.5 The Rank of the Differential (added 2005)

Example A2 shows the triangle-in-triangle network is recoverable for special sets of conductivities that make the discriminants zero in the quadratic formulas for conductances. Those formulas presented earlier are in terms of entries of the response matrix, but now we know what simple condition the conductances themselves satisfy when the network is recoverable.

In 2004 Jenny and Jerry showed in their paper *2ⁿ to 1 Graphs* as a corollary to a more general result that the triangle-in-triangle network is recoverable precisely when

$$\gamma_{6,8}\gamma_{3,8}\gamma_{2,7}\gamma_{5,7}\gamma_{1,9}\gamma_{4,9} - \gamma_{3,9}\gamma_{6,9}\gamma_{1,7}\gamma_{4,7}\gamma_{5,8}\gamma_{2,8} = 0, \quad (9)$$

where conductivities are denoted using the notation in this appendix.

Another way to analyze what conditions on the conductors result in different recovery properties is to look at the rank of the differential of the map T from the 12 conductances to the entries in the response matrix Λ . Considering the 15 Λ entries above the main diagonal as a point in \mathbb{R}^{15} , T maps $(\mathbb{R}^+)^{12}$ to \mathbb{R}^{15} .

Proposition A.1 *The rank of the differential dT is 11 if and only if equation 9 holds. Otherwise the rank of dT is 12.*

Proof: The proof goes by way of a symbolic computation in MATLAB. MATLAB's *diff* command was used to symbolically take partial derivatives of the Λ entries with respect to the conductances and thus compute dT . Then by permuting rows and columns and performing Gaussian elimination, dT was put in echelon form to determine the rank. The column permutations forced the pivot positions to lie on the diagonal of the resulting matrix. These 12 diagonal entries are listed in order below.

1.
$$\frac{-\gamma_{2,7}(\gamma_{2,7} + \gamma_{4,7} + \gamma_{5,7})}{(\gamma_{1,7} + \gamma_{2,7} + \gamma_{4,7} + \gamma_{5,7})^2}$$
2.
$$\frac{-\gamma_{3,9}(\gamma_{3,9} + \gamma_{4,9} + \gamma_{6,9})}{(\gamma_{1,9} + \gamma_{3,9} + \gamma_{4,9} + \gamma_{6,9})^2}$$
3.
$$\frac{\gamma_{1,7}\gamma_{4,7}}{\gamma_{2,7}(\gamma_{1,7} + \gamma_{2,7} + \gamma_{4,7} + \gamma_{5,7})}$$
4.
$$\frac{-\gamma_{5,7}\gamma_{4,9}\gamma_{1,9}}{\gamma_{4,7}\gamma_{3,9}(\gamma_{1,9} + \gamma_{3,9} + \gamma_{4,9} + \gamma_{6,9})}$$
5.
$$\frac{\gamma_{6,9}\gamma_{1,7}}{\gamma_{4,9}(\gamma_{1,7} + \gamma_{2,7} + \gamma_{4,7} + \gamma_{5,7})}$$
6.
$$\frac{-\gamma_{3,8}(\gamma_{3,8} + \gamma_{5,8} + \gamma_{6,8})}{(\gamma_{2,8} + \gamma_{3,8} + \gamma_{5,8} + \gamma_{6,8})^2}$$
7.
$$\frac{\gamma_{2,7}\gamma_{1,9}(\gamma_{5,7} + \gamma_{2,7})}{\gamma_{1,7}(\gamma_{2,7} + \gamma_{4,7} + \gamma_{5,7})(\gamma_{1,9} + \gamma_{3,9} + \gamma_{4,9} + \gamma_{6,9})}$$
8.
$$\frac{\gamma_{5,8}\gamma_{2,8}}{\gamma_{3,8}(\gamma_{2,8} + \gamma_{3,8} + \gamma_{5,8} + \gamma_{6,8})}$$
9.
$$\frac{\gamma_{6,8}\gamma_{2,7}}{\gamma_{5,8}(\gamma_{5,7} + \gamma_{2,7})}$$
10.
$$\frac{\gamma_{3,9}\gamma_{4,7}\gamma_{1,7}\gamma_{2,8}(\gamma_{6,9} + \gamma_{3,9})}{\gamma_{1,9}\gamma_{5,7}\gamma_{2,7}(\gamma_{3,9} + \gamma_{4,9} + \gamma_{6,9})(\gamma_{2,8} + \gamma_{3,8} + \gamma_{5,8} + \gamma_{6,8})}$$
11.
$$\frac{-\gamma_{3,8}\gamma_{5,8}}{\gamma_{6,8}(\gamma_{3,8} + \gamma_{5,8} + \gamma_{6,8})}$$
12.
$$\frac{\gamma_{6,8}\gamma_{3,8}\gamma_{2,7}\gamma_{5,7}\gamma_{1,9}\gamma_{4,9} - \gamma_{3,9}\gamma_{6,9}\gamma_{1,7}\gamma_{4,7}\gamma_{5,8}\gamma_{2,8}}{\gamma_{6,9}\gamma_{1,7}\gamma_{4,7}\gamma_{5,8}\gamma_{2,8}(\gamma_{6,9} + \gamma_{3,9})}$$

The computation is valid because we never divided by an expression that could have been zero. Since all conductivities are positive, none of the denominators in the listed diagonal entries can be zero. Also, none of the numerators in the first 11 entries can be zero. Since the first 11 pivots are nonzero, the rank of dT is always at least 11. Finally, the algorithm didn't ever require dividing by the 12th diagonal entry. The rank of dT is 11 if and only if entry 12 is zero, which occurs if and only if equation 9 holds. Otherwise entry 12 is nonzero and dT has rank 12. \square

It's interesting how the rank of dT , which gives information about local invertibility of T , also relates to the global invertibility of T . Splitting up the domain according to the rank of dT , we can write $(\mathbb{R}^+)^{12} = \Omega_{11} \cup \Omega_{12}$ where $\Omega_{11} = \{\gamma \in (\mathbb{R}^+)^{12} : \text{rank}(dT) = 11\}$ and $\Omega_{12} = \{\gamma \in (\mathbb{R}^+)^{12} : \text{rank}(dT) = 12\}$. Ω_{12} is then the set where T is locally invertible and Ω_{11} is the set where T is not locally invertible. Note that $T|_{\Omega_{12}}$ is two to one whereas $T|_{\Omega_{11}}$ is one to one. An oversimplified analogy to this situation is the function $f(x) = x^2$ which is locally invertible and globally two to one on $\mathbb{R} \setminus \{0\}$. Of course, $f|_{\mathbb{R}_{\geq 0}}$ and $f|_{\mathbb{R}_{\leq 0}}$ are both one to one. This is worth pointing out because T shares the analogous property.

Proposition A.2 *Define Ω_P and Ω_N according to when the expression in equation 9 is positive or negative:*

$$\Omega_P = \{\gamma \in (\mathbb{R}^+)^{12} : \gamma_{6,8}\gamma_{3,8}\gamma_{2,7}\gamma_{5,7}\gamma_{1,9}\gamma_{4,9} - \gamma_{3,9}\gamma_{6,9}\gamma_{1,7}\gamma_{4,7}\gamma_{5,8}\gamma_{2,8} \geq 0\}$$

$$\Omega_N = \{\gamma \in (\mathbb{R}^+)^{12} : \gamma_{6,8}\gamma_{3,8}\gamma_{2,7}\gamma_{5,7}\gamma_{1,9}\gamma_{4,9} - \gamma_{3,9}\gamma_{6,9}\gamma_{1,7}\gamma_{4,7}\gamma_{5,8}\gamma_{2,8} \leq 0\}.$$

Both $T|_{\Omega_P}$ and $T|_{\Omega_N}$ are one to one maps.

Proof: We first construct the function that takes a set of conductivities γ and returns the other set (possibly the same if equation 9 holds) of conductivities γ' with the same electrical response. Recall the solution to equation 8

$$\gamma_{6,9} = \frac{-B \pm \sqrt{B^2 - 4AC}}{2A}$$

This means

$$\gamma'_{6,9} = -\gamma_{6,9} - \frac{B}{A}.$$

By writing B and A in terms of conductivities γ , we can write $\gamma'_{6,9}$ entirely in terms of the γ 's. To simplify the resulting expression, we define the following:

$$A_0 = \gamma_{6,8}\gamma_{3,8}\gamma_{2,7}\gamma_{5,7}\gamma_{1,9}\gamma_{4,9}$$

$$B_0 = \gamma_{3,9}\gamma_{6,9}\gamma_{1,7}\gamma_{4,7}\gamma_{5,8}\gamma_{2,8}$$

$$s_7 = \gamma_{1,7} + \gamma_{2,7} + \gamma_{4,7} + \gamma_{5,7}$$

$$s_8 = \gamma_{2,8} + \gamma_{3,8} + \gamma_{5,8} + \gamma_{6,8}$$

$$s_9 = \gamma_{1,9} + \gamma_{3,9} + \gamma_{4,9} + \gamma_{6,9}$$

$$P_9 = \gamma_{1,9}\gamma_{3,9}\gamma_{4,9}\gamma_{6,9}$$

Then we have

$$\gamma'_{6,9} = \frac{(\gamma_{1,9} + \gamma_{4,9})B_0 + (\gamma_{3,9} + \gamma_{6,9})A_0 + s_8 P_9 \gamma_{2,7} \gamma_{5,7} + s_7 P_9 \gamma_{2,8} \gamma_{5,8}}{\gamma_{3,9}(s_9 \gamma_{1,7} \gamma_{4,7} \gamma_{2,8} \gamma_{5,8} + s_8 \gamma_{1,9} \gamma_{4,9} \gamma_{2,7} \gamma_{5,7} + s_7 \gamma_{1,9} \gamma_{4,9} \gamma_{2,8} \gamma_{5,8})} \quad (10)$$

We can take advantage of the graph's symmetries and write a similar formula for all the other γ 's by performing rotations, inversions, flips, etc. and transforming the indices accordingly. Altogether, this gives a map between conductances γ and γ' . Note this map is its own inverse. Let

$$A_1 = \gamma'_{6,8}\gamma'_{3,8}\gamma'_{2,7}\gamma'_{5,7}\gamma'_{1,9}\gamma'_{4,9}$$

$$B_1 = \gamma'_{3,9}\gamma'_{6,9}\gamma'_{1,7}\gamma'_{4,7}\gamma'_{5,8}\gamma'_{2,8}$$

Note that equation 9 becomes $A_0 - B_0$ for the γ 's and $A_1 - B_1$ for the γ' 's. A symbolic computation in MATLAB verifies that

$$\frac{A_1}{B_1} = \frac{B_0}{A_0}.$$

Thus if $A_0 - B_0 < 0$, then $\frac{A_1}{B_1} = \frac{B_0}{A_0} > 1$. This implies $A_1 - B_1 > A_1 - \frac{A_1}{B_1} B_1 = 0$. Similarly, if $A_0 - B_0 > 0$, then $\frac{A_1}{B_1} - B_1 < 0$. T is one to one on Ω_{11} , the set where $A_0 - B_0 = 0$. So if $A_0 - B_0 = 0$ we must have $\gamma = \gamma'$ and therefore $A_1 - B_1 = 0$. Whenever γ and γ' are distinct, they can't both lie in Ω_P or both lie in Ω_N . Thus $T|_{\Omega_P}$ is one to one and $T|_{\Omega_N}$ is one to one. \square

B MATLAB Programs:

FUNCTIONS THAT MAKE KIRCHHOFF MATRICES:

```
function K = makeKgen(n,c)
%function K = makeKgen(n,c)

%V = [1;2;3;4;5];
V = ones(2*c+1,1);
K = zeros(n*(c+2));

%inner spikes first
for i = 1:n
    K(i,i+2*n) = -V(2*c+1,1);
end

%outer spikes
for i = 1:n
    K(i+n,i+(c+1)*n) = -V(1,1);
end

%conductors on arcs
for i = 1:(n-1)
    for j = 2:(c+1)
        if i == 1
            K(1+j*n,(j+1)*n) = -V((2*c - (j-2)*2),1);
        end
        K((i+j*n),(i+j*n+1)) = -V((2*c - (j-2)*2),1);
    end
end

%conductors on rays
for i = 1:n
    for j = 2:c
        K((i+j*n),(i+(j+1)*n)) = -V((2*c-1-(j-2)*2),1);
    end
end

%putting K together

K = K + K';
S = sum(K,2);
for i = 1:(n*(c+2))
    K(i,i) = -S(i,1);
end
```

```
%%%%%%%%%%%%%%%%%%%%%%%%%%%%%%%%%%%%%%%%%%%%%%%%%%%%%%%%%%%%%%%%%%%%%%%%
```

```
function K = makeKannulus
%Make Kirchhoff Matrix for annulus with three rays
B = -(rand(12));
%B = -ones(12);
n = 12;
for i = 1:n
    B(i,1:i) = 0;
end
for j = 1:6
    for k = 1:n
        if k~= j + 6
            B(j,k) = 0;
        end
    end
end
B(7,11:12) = 0;
B(8,10) = 0;
B(8,12) = 0;
B(9,10:11) = 0;
B = B + B';
C = sum(B,2);
for j = 1:n
    B(j,j) = -C(j,1);
end
K = B;
```

```
%%%%%%%%%%%%%%%%%%%%%%%%%%%%%%%%%%%%%%%%%%%%%%%%%%%%%%%%%%%%%%%%%%%%%%%%
```

```
function K = inputKannulus(a1,a2,a3,b1,b2,b3,c1,c2,c3,d1,d2,d3,e1,e2,e3)
K = zeros(12);
K(4,10) = -a1;
K(5,11) = -a2;
K(6,12) = -a3;
K(10,11) = -b1;
K(11,12) = -b2;
K(10,12) = -b3;
K(7,10) = -c1;
K(8,11) = -c2;
K(9,12) = -c3;
```



```

K(7,8) = -d1;
K(8,9) = -d2;
K(7,9) = -d3;
K(1,7) = -e1;
K(2,8) = -e2;
K(3,9) = -e3;

```

```

K = K + K';
S = sum(K,2);
for i = 1:12
    K(i,i) = -S(i,1);
end

```

FUNCTION THAT GETS RESPONSE MATRIX:

```

function L = getL(K,n)
%function L = getL(K,n)
%n is the number of boundary nodes
A = K(1:n,1:n);
C = K((n+1):end,(n+1):end);
B = K(1:n,(n+1):end);
L = A - B*(inv(C))*B';

```

RECOVERS CONDUCTANCES IN G(3,2) FROM KNOWN CONDUCTOR:

```

function K = symgetcond(L,gamma4_10)
%symgetcond(L,gamma4_10)
%recovers conductances from one known boundary conductor in
%the network with three rays and two circles; returns K

K = sym(zeros(12));

U1 = (L([4 5 6],[1 2 3]))\(-L([4 5 6],[4]) + [gamma4_10;0;0]);
W = U1(1,1);
A = U1(2,1);
B = U1(3,1);
gamma2_8 = (1/A)*(L(2,4) + W*L(2,1) + A*L(2,2) + B*L(2,3));
gamma3_9 = (1/B)*(L(3,4) + W*L(3,1) + A*L(3,2) + B*L(3,3));
K(4,10) = -gamma4_10;
K(2,8) = -gamma2_8;
K(3,9) = -gamma3_9;

```

```

U2 = (L([1 2 3],[4 5 6]))\(-L([1 2 3],[2]) + [0;gamma2_8;0]);
D = U2(1,1);
E = U2(2,1);
F = U2(3,1);
gamma6_12 = (1/F)*(L(6,2) + D*L(6,4) + E*L(6,5) + F*L(6,6));
K(6,12) = -gamma6_12;

U3 = (L([1 2 3],[4 5 6]))\(-L([1 2 3],[3]) + [0;0;gamma3_9]);
G = U3(1,1);
H = U3(2,1);
I = U3(3,1);
gamma5_11 = (1/H)*(L(5,3) + G*L(5,4) + H*L(5,5) + I*L(5,6));
u12 = (1/gamma6_12)*(I*gamma6_12 - L(6,3) - G*L(6,4) - H*L(6,5) - I*L(6,6));
gamma9_12 = -gamma3_9/u12;
gamma11_12 = (-1/u12)*(L(5,3) + G*L(5,4) + H*L(5,5) + I*L(5,6));
gamma10_12 = (-1/u12)*(L(4,3) + G*L(4,4) + H*L(4,5) + I*L(4,6));
K(5,11) = -gamma5_11;
K(9,12) = -gamma9_12;
K(11,12) = -gamma11_12;
K(10,12) = -gamma10_12;

U4 = (L([4 5 6],[1 2 3]))\(-L([4 5 6],[6]) + [0;0;gamma6_12]);
J = U4(1,1);
K1 = U4(2,1);
L1 = U4(3,1);
gamma1_7 = (1/J)*(L(1,6) + J*L(1,1) + K1*L(1,2) + L1*L(1,3));
u9 = (1/gamma3_9)*(L1*gamma3_9 - L(3,6) - J*L(3,1) - K1*L(3,2) - L1*L(3,3));
gamma8_9 = (-1/u9)*(L(2,6) + J*L(2,1) + K1*L(2,2) + L1*L(2,3));
gamma7_9 = (-1/u9)*(L(1,6) + J*L(1,1) + K1*L(1,2) + L1*L(1,3));
K(1,7) = -gamma1_7;
K(8,9) = -gamma8_9;
K(7,9) = -gamma7_9;

U5 = (L([4 5 6],[1 2 3]))\(-L([4 5 6],[5]) + [0;gamma5_11;0]);
M = U5(1,1);
N = U5(2,1);
P = U5(3,1);
u8 = (1/gamma2_8)*(N*gamma2_8 - L(2,5) - M*L(2,1) - N*L(2,2) - P*L(2,3));
gamma8_11 = (-1/u8)*(gamma5_11);
gamma7_8 = (-1/u8)*(L(1,5) + M*L(1,1) + N*L(1,2) + P*L(1,3));
K(8,11) = -gamma8_11;
K(7,8) = -gamma7_8;

U6 = (L([1 2 3],[4 5 6]))\(-L([1 2 3],[1]) + [gamma1_7;0;0]);
Q = U6(1,1);

```

```

R = U6(2,1);
S = U6(3,1);
u10 = (1/gamma4_10)*(Q*gamma4_10 - L(4,1) - Q*L(4,4) - R*L(4,5) - S*L(4,6));
gamma7_10 = (-1/u10)*(gamma1_7);
gamma10_11 = (-1/u10)*(L(5,1) + Q*L(5,4) + R*L(5,5) + S*L(5,6));
K(7,10) = -gamma7_10;
K(10,11) = -gamma10_11;

K = K + K';
Z = sum(K,2);
for i = 1:12
    K(i,i) = -Z(i,1);
end

gamma4_10 = simplify(gamma4_10)
gamma6_12 = simplify(gamma6_12)
gamma5_11 = simplify(gamma5_11)

gamma10_11 = simplify(gamma10_11)
gamma10_12 = simplify(gamma10_12)
gamma11_12 = simplify(gamma11_12)

gamma7_10 = simplify(gamma7_10)
gamma8_11 = simplify(gamma8_11)
gamma9_12 = simplify(gamma9_12)

gamma7_8 = simplify(gamma7_8)
gamma7_9 = simplify(gamma7_9)
gamma8_9 = simplify(gamma8_9)

gamma1_7 = simplify(gamma1_7)
gamma2_8 = simplify(gamma2_8)
gamma3_9 = simplify(gamma3_9)

```

RECOVERS CONDUCTANCES IN G(4,3) FROM KNOWN CONDUCTOR:
(Conductances are equal on layers.)

```

function K = Recover43(L,a)
U = sym(zeros(20,2));
K = sym(zeros(20));

U(1:4,1) = L(5:8,1:4)\(-L(5:8,5) + [a;0;0;0]);
U(5,1) = 1;

```

```

C = L*U(1:8,1);
g = (1/U(3,1))*(C(3,1));

U(10,1) = (-1/g)*(-U(2,1)*g + C(2,1));
U(12,1) = (-1/g)*(-U(4,1)*g + C(4,1));
U(9,1) = (-1/g)*(-U(1,1)*g + C(1,1));
f = (U(3,1)*g)/(-U(10,1) - U(12,1));
e = (-1/U(12,1))*(f*(U(12,1)*2 - U(9,1)) + g*(U(12,1) - U(4,1)));

U(13,1) = (1/e)*(U(9,1)*e + f*(2*U(9,1) - U(10,1) - U(12,1)) + g*(U(9,1) - U(1,1)));
d = (-U(12,1)*e)/U(13,1);
c = (-1/U(13,1))*(2*U(13,1)*d + e*(U(13,1) - U(9,1)));

U(5:8,2) = L(1:4,5:8)\(-L(1:4,1) + [g;0;0;0]);
U(1,2) = 1;
C2 = L*U(1:8,2);
U(18,2) = (-1/a)*(-U(6,2)*a + C2(6,1));
U(20,2) = (-1/a)*(-U(8,2)*a + C2(8,1));
b = (a*U(7,2))/(-U(18,2) - U(20,2));

a = simplify(a)
b = simplify(b)
c = simplify(c)
d = simplify(d)
e = simplify(e)
f = simplify(f)
g = simplify(g)

for i = 1:4
    K(i,i+8) = -g;
    K(i+4,i+16) = -a;
    K(i+8,i+12) = -e;
    K(i+12,i+16) = -c;
end

K(17,20) = -b;
K(13,16) = -d;
K(9,12) = -f;

for i = 1:3
    K(i+16,i+17) = -b;
    K(i+12,i+13) = -d;
    K(i+8,i+9) = -f;
end

```

```

K = K + K';
S = sum(K,2);
for i = 1:20
    K(i,i) = -S(i,1);
end

```

MAKES SET OF INDICES USED TO PRODUCE A BASIS OF POLYNOMIALS
THAT ARE INVARIANT UNDER ROTATIONS AND INVERSIONS OF G(3,2):

```

function match = makematch(m1,d)
%function match = makematch(m1,d)

```

```

LL = zeros(15,2);
y = 0;
for i = 1:5
    for j = i+1:6
        y = y+1;
        LL(y,:) = [i j];
    end
end
LL(3,:) = [];
LL(7,:) = [];
LL(10,:) = [];

```

```

%group terms
for i = 1:d
    add(1,2*i-1) = 1;
    add(1,2*i) = 2;
end

```

```

match(1,:) = add;
term = 1;

```

```

[a b] = size(m1);
for r = 1:a
    r
    switch 10*m1(r,2*d-3) + m1(r,2*d-2)
    case 12
        start = 1;
    case 13
        start = 2;
    case 15

```

```

        start = 3;
    case 16
        start = 4;
    case 23
        start = 5;
    case 24
        start = 6;
    case 26
        start = 7;
    case 34
        start = 8;
    case 35
        start = 9;
    case 45
        start = 10;
    case 46
        start = 11;
    case 56
        start = 12;
    end

    for i = start:12
        mlist = [m1(r,:) LL(i,:)];

        [nextmatch,check] = testmatch(match,mlist,d);

        if check == 1

            term = term + 1;
            match(term,:) = nextmatch;
        end
    end
end

```

FUNCTION CALLED BY MAKEMATCH TO MAKE SURE THE BASIS IS NOT TOO LARGE:

```

function [nextmatch,check] = testmatch(match,mlist,d)
%function [nextmatch,check] = testmatch(match,mlist,d)

[m n] = size(match);
nextmatch = mlist;
check = 1;

for i = 1:m

```

```

for j = 0:1
    for k = 0:2

        flip(1,1:2*d) = 3*j;
        new = match(i,:) + flip;
        for l = 1:2*d
            if new(1,l) > 6
                new(1,l) = new(1,l) - 6;;
            end
        end

        rot(1,1:2*d) = k;
        new = new + rot;
        if k == 1
            for l = 1:2*d
                if new(1,l) == 4 | new(1,l) == 7
                    new(1,l) = new(1,l) - 3;
                end
            end
        end

        if k == 2
            for l = 1:2*d
                if new(1,l) == 5 | new(1,l) == 4 | new(1,l) == 7 | new(1,l) == 8
                    new(1,l) = new(1,l) - 3;
                end
            end
        end

        for w = 1:d
            if new(1,2*w-1) > new(1,2*w)
                y = new(1,2*w-1);
                new(1,2*w-1) = new(1,2*w);
                new(1,2*w) = y;
            end
        end

        for drat = 1:d-1
            for w = 1:d-1
                if (10*new(1,2*w-1)+new(1,2*w)) - (10*new(1,2*w+1)+new(1,2*w+2)) > 0
                    t1 = new(1,2*w-1);
                    t2 = new(1,2*w);
                    new(1,2*w-1) = new(1,2*w+1);
                    new(1,2*w) = new(1,2*w+2);
                    new(1,2*w+1) = t1;
                    new(1,2*w+2) = t2;
                end
            end
        end
    end
end

```

```

        end
        end
    end

    if sum(abs(new - mlist)) == 0

        nextmatch = nan;
        check = 0;
        return
    end
end
end
end
end
end
end

```

OPERATES ON OUTPUT OF MAKEMATCH BY ALL ROTATIONS AND INVERSIONS:

```

function M = makebigM(m1)
%function M = makebigM(m1)

[m,n] = size(m1);
for i = 1:m
    z = -1;
    for j = 0:1
        for k = 0:2
            z = z+1;

            flip(1,1:n) = 3*j;
            new = m1(i,:) + flip;
            for l = 1:n
                if new(1,l) > 6
                    new(1,l) = new(1,l) - 6;;
                end
            end

            rot(1,1:n) = k;
            new = new + rot;
            if k == 1
                for l = 1:n
                    if new(1,l) == 4 | new(1,l) == 7
                        new(1,l) = new(1,l) - 3;
                    end
                end
            end
        end
    end
end
end

```



```

        if k == 2
            for l = 1:n
                if new(1,l) == 5 | new(1,l) == 4 | new(1,l) == 7 | new(1,l) == 8
                    new(1,l) = new(1,l) - 3;
                end
            end
        end
        M(i,(n*z+1):(n*z+n)) = new;
    end
end
end
end

```

MAKES P*:

(P* is a square matrix and each row is the basis of polynomials with different values substituted in. This program is currently set up for the case GP = P.)

```
function A = makebigA(M,d)
```

```

[m,n] = size(M);
A = zeros(m,m);
for i = 1:m
    K = inputKannulus((round(14*rand)+1),(round(14*rand)+1),(round(14*rand)+1),...
        (round(14*rand)+1),(round(14*rand)+1),(round(14*rand)+1),...
        (round(14*rand)+1),(round(14*rand)+1),(round(14*rand)+1),...
        (round(14*rand)+1),(round(14*rand)+1),(round(14*rand)+1));
    L = getL(K,6);

    for j = 1:m
        thing(1:6,1) = 1;
        for k = 1:6
            for l = 1:d
                thing(k,1) = thing(k,1)*L(M(j,((2*l-1) + 2*d*(k-1))),M(j,((2*l) + 2*d*(k-1))));
            end
            A(j,i) = A(j,i) + thing(k,1);
        end
    end
end
A = A';

```

MAKES SYMBOLICLY THE BASIS OF POLYNOMIALS:

(This program is also currently set up for the case GP = P.)

```

function P = makepoly(m1)
%function P = makepoly(m1)

[m,n] = size(m1);
P = sym(zeros(m,1));
L = sym(zeros(6));
syms a b c d e f g h p q r s t u v real
L(1,2) = a;
L(1,3) = b;
L(1,4) = c;
L(1,5) = d;
L(1,6) = e;
L(2,3) = f;
L(2,4) = g;
L(2,5) = h;
L(2,6) = p;
L(3,4) = q;
L(3,5) = r;
L(3,6) = s;
L(4,5) = t;
L(4,6) = u;
L(5,6) = v;
L = L + L';

for i = 1:m
    for j = 0:1
        for k = 0:2

            flip(1,1:n) = 3*j;
            new = m1(i,:) + flip;
            for l = 1:n
                if new(1,l) > 6
                    new(1,l) = new(1,l) - 6;;
                end
            end

            rot(1,1:n) = k;
            new = new + rot;
            if k == 1
                for l = 1:n
                    if new(1,l) == 4 | new(1,l) == 7
                        new(1,l) = new(1,l) - 3;
                    end
                end
            end
        end
    end
end

```

```

    if k == 2
        for l = 1:n
            if new(1,l) == 5 | new(1,l) == 4 | new(1,l) == 7 | new(1,l) == 8
                new(1,l) = new(1,l) - 3;
            end
        end
    end

    thing = 1;
    for l = 1:n/2
        thing = thing * L(new(1,2*l-1),new(1,2*l));
    end
    P(i,1) = P(i,1) + thing;
end
end
end

```

References

- [1] Edward B. Curtis and James A. Morrow *Inverse Problems for Electrical Networks*. Series on applied mathematics - Vol. 13. World Scientific, ©2000.